



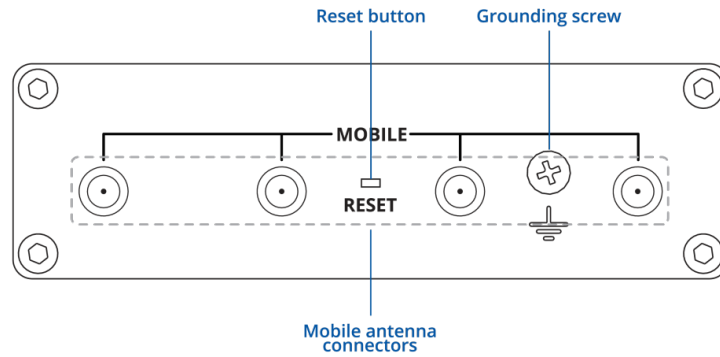
# TRB501

v1.0

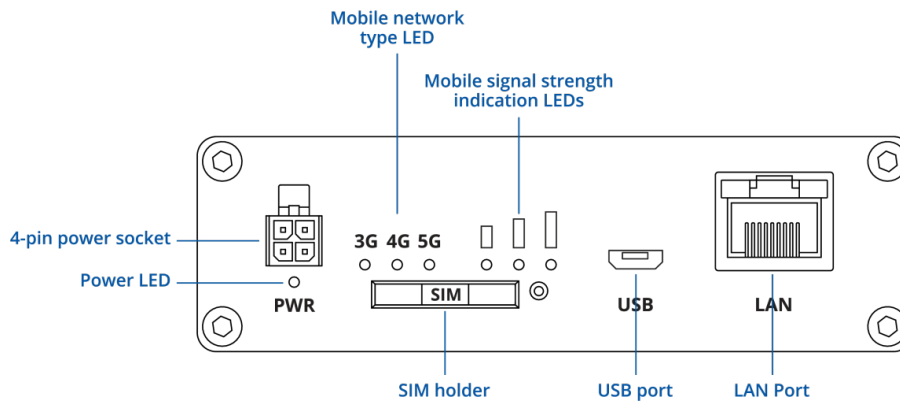


## HARDWARE

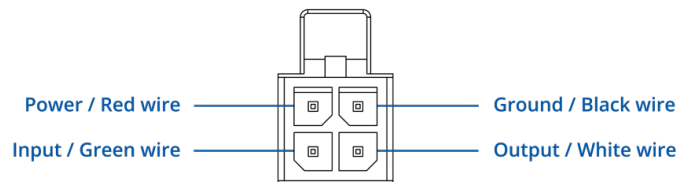
### FRONT VIEW



### BACK VIEW



### POWER SOCKET PINOUT



## FEATURES

### Mobile

Mobile module	5G Sub-6Ghz SA/NSA: 2.4/3.4Gbps DL (4x4 MIMO), 900/550 Mbps UL (2x2); 4G LTE: Cat 19 1.6Gbps DL, Cat 18 200Mbps UL; 3G: 42 Mbps DL, 5.76Mbps UL
3GPP Release	Release 16
Status	IMSI, ICCID, operator, operator state, data connection state, network type, CA indicator, bandwidth, connected band, signal strength (RSSI), SINR, RSRP, RSRQ, EC/IO, RSCP, data sent/received, LAC, TAC, cell ID, ARFCN, UARFCN, EARFCN, MCC, and MNC
SMS	SMS status, SMS configuration, EMAIL to SMS, SMS to EMAIL, SMS to HTTP, SMS to SMS, scheduled SMS, SMS autoreply, SMPP
USSD	Supports sending and reading Unstructured Supplementary Service Data messages
Block/Allow list	Operator block/allow list (by country or separate operators)
Band management	Band lock, Used band status display
SIM PIN code management	SIM PIN code management enables setting, changing, or disabling the SIM card's PIN
APN	Auto APN
Bridge	Direct connection (bridge) between mobile ISP and device on LAN
Passthrough	Router assigns its mobile WAN IP address to another device on LAN
Framed routing	Framed routing: support an IP network behind 5G UE

### Ethernet

ETH	1x ETH port 10/100/1000/2500Mbps, compliance with IEEE802.3, IEEE802.3u, 802.3az standards, supports auto MDI/MDIX crossover
-----	--

## Network

Routing	Static routing, Dynamic routing (BGP, OSPFv2, RIPv1/v2, EIGRP, NHRP), Policy based routing
Network protocols	TCP, UDP, IPv4, IPv6, ICMP, NTP, DNS, HTTP, HTTPS, SFTP(S), FTP, SMTP, SSL/TLS, ARP, VRRP, PPP, PPPoE, UPNP, SSH, DHCP, Telnet, SMPP, SNMP, MQTT, Wake On Lan (WOL), VXLAN
VoIP passthrough support	H.323 and SIP-alg protocol NAT helpers, allowing proper routing of VoIP packets
Connection monitoring	Ping Reboot, Wget Reboot, Periodic Reboot, LCP and ICMP for link inspection
Firewall	Port forward, traffic rules, custom rules, TTL target customisation
Firewall status page	View all your Firewall statistics, rules, and rule counters
Port management	View device ports, enable and disable each of them, turn auto-configuration on or off, change their transmission speed, and so on
Network topology	Visual representation of your network, showing which devices are connected to which other devices
DHCP	Static and dynamic IP allocation, DHCP relay, DHCP server configuration, status, static leases: MAC with wildcards
QoS/ Smart Queue Management (SQM)	Traffic priority queuing by source/destination, service, protocol or port, WMM, 802.11e
DDNS	Supported >77 service providers, others can be configured manually
DNS over HTTPS	DNS over HTTPS proxy enables secure DNS resolution by routing DNS queries over HTTPS
Network backup	Mobile, VRRP, Wired options, each of which can be used as an automatic Failover
Load balancing	Balance Internet traffic over multiple WAN connections
Hotspot	Captive portal (hotspot), internal/external Radius server, Radius MAC authentication, SMS authorisation, SSO authentication, internal/external landing page, walled garden, user scripts, URL parameters, user groups, individual user or group limitations, user management, 9 default customisable themes and optionality to upload and download customised hotspot themes
SSHFS	Possibility to mount remote file system via SSH protocol
VRF support	Initial virtual routing and forwarding (VRF) support
Traffic Management	Real-time monitoring, traffic usage history
IGMP Proxy	Possibility to relay multicast membership messages between hosts and a router, enabling multicast traffic to flow across different network segments

## Security

---

Authentication	Pre-shared key, digital certificates, X.509 certificates, TACACS+, Internal & External RADIUS users authentication, IP & login attempts block, time-based login blocking, built-in random password generator
Firewall	Preconfigured firewall rules can be enabled via WebUI, unlimited firewall configuration via CLI, DMZ, NAT, NAT-T, NAT64
Attack prevention	DDOS prevention (SYN flood protection, SSH attack prevention, HTTP/HTTPS attack prevention), port scan prevention (SYN-FIN, SYN-RST, X-mas, NULL flags, FIN scan attacks)
VLAN	Port and tag-based VLAN separation
Mobile quota control	Mobile data limit, customizable period, start time, warning limit, phone number
WEB filter	Blacklist for blocking out unwanted websites, Whitelist for specifying allowed sites only
Access control	Flexible access control of SSH, Web interface, CLI and Telnet
SSL certificate generation	Let's Encrypt and SCEP certificate generation methods

## VPN

OpenVPN	Multiple clients and a server can run simultaneously, 27 encryption methods
OpenVPN Encryption	DES-CBC 64, RC2-CBC 128, DES-EDE-CBC 128, DES-EDE3-CBC 192, DESX-CBC 192, BF-CBC 128, RC2-40-CBC 40, CAST5-CBC 128, RC2-64-CBC 64, AES-128-CBC 128, AES-128-CFB 128, AES-128-CFB1 128, AES-128-CFB8 128, AES-128-OFB 128, AES-128-GCM 128, AES-192-CFB 192, AES-192-CFB1 192, AES-192-CFB8 192, AES-192-OFB 192, AES-192-CBC 192, AES-192-GCM 192, AES-256-GCM 256, AES-256-CFB 256, AES-256-CFB1256, AES-256-CFB8 256, AES-256-OFB 256, AES-256-CBC 256
IPsec	XFRM, IKEv1, IKEv2, with 14 encryption methods for IPsec (3DES, DES, AES128, AES192, AES256, AES128GCM8, AES192GCM8, AES256GCM8, AES128GCM12, AES192GCM12, AES256GCM12, AES128GCM16, AES192GCM16, AES256GCM16)
GRE	GREtunnel, GREtunnel over IPsec support
PPTP, L2TP	Client/Server instances can run simultaneously, L2TPv3, L2TP over IPsec support
Stunnel	Proxy designed to add TLS encryption functionality to existing clients and servers without any changes in the program's code
DMVPN	Method of building scalable IPsec VPNs, Phase 2 and Phase 3 and Dual Hub support
SSTP	SSTP client instance support
ZeroTier	ZeroTier VPN client support
WireGuard	WireGuard VPN client and server support
Tinc	Tinc offers encryption, authentication and compression in it's tunnels. Client and server support.
Tailscale	Tailscale offers speed, stability, and simplicity over traditional VPNs. Encrypted point-to-point connections using the open source WireGuard protocol

## OPC UA

Supported modes	Client, Server
Supported connection types	TCP

## MODBUS

Supported modes	Server, Client
Supported connection types	TCP
Custom registers	MODBUSTCP custom register block requests, which read/write to a file inside the router, and can be used to extend MODBUSTCP Client functionality
Supported data formats	8-bit: INT, UINT; 16-bit: INT, UINT (MSB or LSB first); 32-bit: float, INT, UINT (ABCD (big-endian), DCBA (little-endian), CDAB, BADC), HEX, ASCII

## DATA TO SERVER

---

Protocol	HTTP(S), MQTT, Azure MQTT
Data to server	Extract parameters from multiple sources and different protocols, and send them all to a single server; Custom LUA scripting, allowing scripts to utilize the router's Data to server feature

## MQTT Gateway

---

Modbus MQTT Gateway	Allows sending commands and receiving data from MODBUS Server through MQTT broker
---------------------	---

## DNP3

---

Supported modes	DNP3 Station, DNP3 Outstation
Supported connection	TCP

## DLMS/COSEM

---

DLMS Support	DLMS - standard protocol for utility meter data exchange
Supported modes	Client
Supported connection types	TCP

## API

---

Teltonika Networks Web API (beta) support	Expand your device's possibilities by using a set of configurable API endpoints to retrieve or change data. For more information, please refer to this documentation: <a href="https://developers.teltonika-networks.com">https://developers.teltonika-networks.com</a>
---	---

## Monitoring & Management

WEB UI	HTTP/HTTPS, status, configuration, FW update, CLI, troubleshoot, multiple event log servers, firmware update availability notifications, event log, system log, kernel log, Internet status
FOTA	Firmware update from server, automatic notification
SSH	SSH (v1, v2)
SMS	SMS status, SMS configuration
Call	Reboot, Status, Mobile data on/off, Output on/off, answer/hang-up with a timer
Email	Receive email message status alerts of various services
TR-069	OpenACS, EasyCwmp, ACSLite, tGem, LibreACS, GenieACS, FreeACS, LibCWMP, Friendly tech, AVSystem
MQTT	MQTT Broker, MQTT publisher
SNMP	SNMP (v1, v2, v3), SNMP Trap, Brute force protection
JSON-RPC	Management API over HTTP/HTTPS
RMS	Teltonika Remote Management System (RMS)

## IoT Platforms

ThingWorx	Allows monitoring of: WAN Type, WAN IP, Mobile Operator Name, Mobile Signal Strength, Mobile Network Type
Cumulocity - Cloud of Things	Allows monitoring of: Device Model, Revision and Serial Number, WAN Type and IP, Mobile Cell ID, ICCID, IMEI, Connection Type, Operator, Signal Strength. Has reboot and firmware upgrade actions
Azure IoT Hub	Can be configured with Data to Server to send all the available parameters to the cloud. Has Direct method support which allows to execute RutOSAPI calls on the IoT Hub. Also has Plug and Play integration with Device Provisioning Service that allows zero-touch device provisioning to IoT Hubs
AWS IoT Core	Utility to interact with the AWS cloud platform. Jobs Support: Call the device's API using AWS Jobs functionality

## System Characteristics

CPU	Qualcomm, Single-Core, 1.5 Ghz, ARM Cortex-A7
RAM	512 MB
FLASH storage	512 MB

## Firmware / Configuration

WEB UI	Update FW from file, check FW on server, configuration profiles, configuration backup
FOTA	Update FW
RMS	Update FW/configuration for multiple devices at once
Keep settings	Update FW without losing current configuration
Factory settings reset	A full factory reset restores all system settings, including the IP address, PIN, and user data to the default manufacturer's configuration

## FIRMWARE CUSTOMISATION

Operating system	RutOS (OpenWrt based Linux OS)
Supported languages	Busybox shell, Lua, C, C++
Development tools	SDK package with build environment provided
GPL customization	You can create your own custom, branded firmware and web page application by changing colours, logos, and other elements in our firmware to fit your or your clients' needs
Package Manager	The Package Manager is a service used to install additional software on the device

## Input / Output

Configurable I/O	2 x Configurable digital Inputs/Outputs on 4-pin power connector. Digital Input, 0 - 6 V detected as logic low, 8 - 50 V detected as logic high. Digital Output, Open collector output, max 30 V, 300 mA.
Events	Email, RMS, SMS
I/O juggler	Allows to set certain I/O conditions to initiate event

## Power

Connector	4-pin industrial DC power socket
Input voltage range	9 - 30 VDC, overvoltage protection, reverse polarity protection, surge protection >51 VDC 10us max
PoE (passive)	Possibility to power up through ETH port, not compatible with IEEE802.3af, 802.3at and 802.3bt standards, Mode B, 9 - 30 VDC
Power consumption	Idle: < 1.5W, Max: < 5 W

### Physical Interfaces

Ethernet	1x RJ45 ports, 10/100/1000/2500 Mbps
I/O's	2 x Configurable digital I/O on 4-pin power connector
Status LEDs	3 x connection type status LEDs, 3 x connection strength LEDs, 2 x ETH status LEDs, 1 x Power LED
SIM	1x SIM slots (Mini SIM - 2FF), 1.8 V/3 V, external SIM holder
Power	1x 4-pin power connector
Antennas	4 x SMA for Mobile
USB	1x Virtual network interface via micro USB
Reset	Reboot/User default reset/Factory reset button
Other	1x Grounding screw

### Physical Specification

Casing material	Anodized aluminum housing and panels
Dimensions	100 x 30 x 93,4 mm
Weight	241 g
Mounting options	DIN rail, wall mount, flat surface (all require additional kit)

### Operating Environment

Operating temperature	-40 °C to 75 °C
Operating humidity	10% to 90% non-condensing
Ingress Protection Rating	IP30

### Regulatory & Type Approvals

Regulatory	CE, UKCA, RCM, CB, EAC, UCRF, WEEE
Vehicle	E-mark

## EMC Emissions &amp; Immunity

Standards	EN 55032:2015+ A11:2020 + A1:2020 EN 55035:2017+A11:2020 EN 61000-3-3:2013+A1:2019+A2:2021 EN IEC 61000-3-2:2019+A1:2021+A2:2024 EN 301 489-1 V2.2.3 EN 301489-52 V1.2.1 AS/NZS CISPR32:2015+A1:2020
-----------	--

ESD	EN 61000-4-2:2009
-----	-------------------

Radiated Immunity	EN IEC 61000-4-3:2020
-------------------	-----------------------

EFT	EN 61000-4-4:2012
-----	-------------------

Surge Immunity (AC Mains Power Port)	EN 61000-4-5:2014+A1:2017
--------------------------------------	---------------------------

CS	EN 61000-4-6:2014
----	-------------------

DIP	EN 61000-4-11:2020
-----	--------------------

## RF

Standards	EN 301 908-1 V15.2.1 EN 301 908-2 V13.1.1 EN 301 908-13 V13.2.1 Draft EN 301 908-25 V15.1.1_0.0.21 AS/CA S042.1:2022 AS/CA S042.4:2022 AS/CA S042.5:2022+A1:2022 47 CFR Part 22
-----------	--

## Safety


Standards	EN IEC 62311:2020 EN IEC 62368-1:2020+A11:2020 AS/NZS 2772.2:2016+A1:2018
-----------	---

## ORDERING

### STANDARD PACKAGE\*



TRB501



9W PSU



4 X 5G MOBILE SMA ANTENNAS



MICRO-USB CABLE (0.8M)



ETHERNET CABLE (1.5M)



SIM ADAPTER KIT



QSG (QUICK START GUIDE)

- TRB501 Gateway
- [9 W PSU](#)
- 4x [Mobile antennas \(swivel, SMA male\)](#)
- [Micro-USB cable \(0.8 m\)](#)
- [Ethernet cable](#)
- [SIM Adapter kit](#)
- QSG (Quick Start Guide)
- Packaging box

\*Standard package contents may differ based on standard order codes.

For more information on all available packaging options – please [contact us](#) directly.

## CLASSIFICATION CODES

HS Code: 851762

HTS: 8517.62.00

## AVAILABLE VERSIONS

---

TRB5011**** EMEA <sup>1</sup> , APAC, Brazil	5G NR: n1, n3, n5, n7, n8, n20, n28, n38, n40, n41, n71, n75, n76, n77, n78 4G (LTE-FDD): B1, B3, B5, B7, B8, B20, B28, B32, B71 4G (LTE-TDD): B38, B40, B41, B42, B43 3G: B1, B3, B5, B8	TRB501100000/ Standard package with EU PSU TRB501100200/ Standard package with UK PSU TRB501100300/ Mass packing code TRB501100400/ Standard package with AU PSU
---	--	---

The price and lead-times for region (operator) specific versions may vary. For more information please [contact us](#).

1- Regional availability - excluding Russia, Belarus & Iran

## TRB501 SPATIAL MEASUREMENTS

## PHYSICAL SPECIFICATION

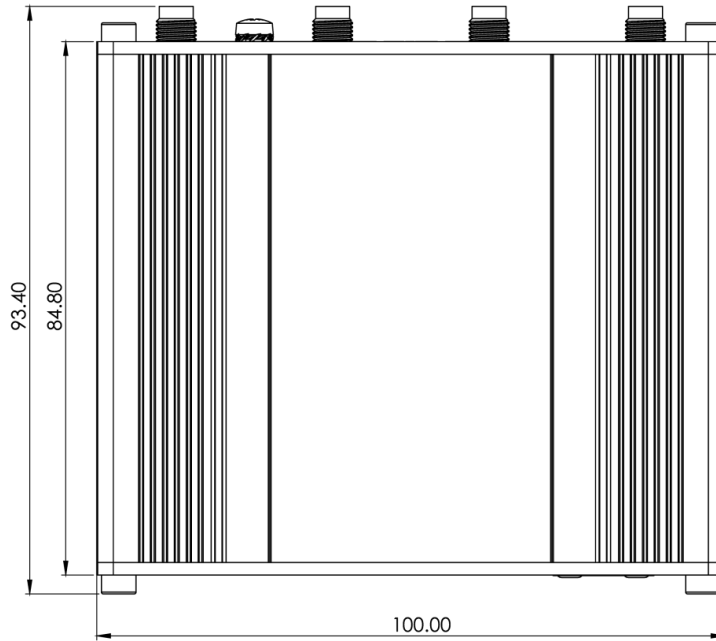
---

Device housing*:	100 x 30 x 93.4 mm
Box:	355 x 60 x 175 mm

---


TOP VIEW

The figure below depicts the measurements of device and its components as seen from the top:



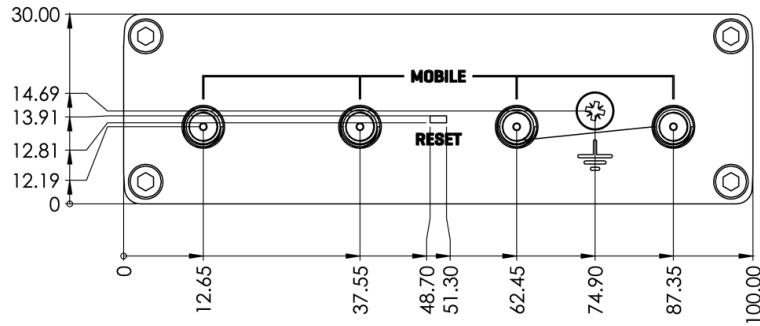
RIGHT VIEW

The figure below depicts the measurements of device and its components as seen from the right:



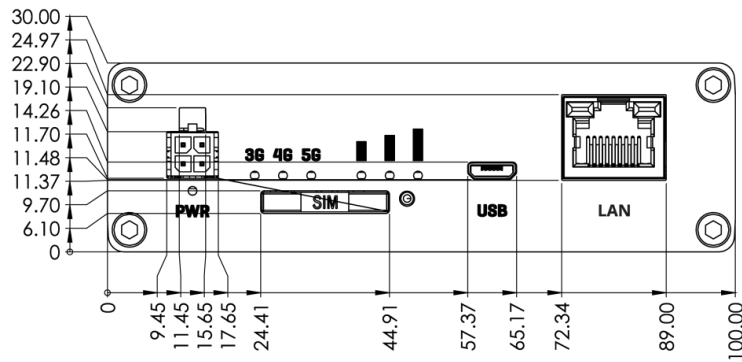
**REAR VIEW**

The figure below depicts the measurements of device and its components as seen from the back panel side:



**FRONT VIEW**

The figure below depicts the measurements of device and its components as seen from the front panel side:



### MOUNTING SPACE REQUIREMENTS

The figure below depicts an approximation of the device's dimensions when cables and antennas are attached:

